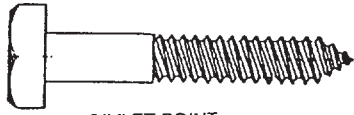


# Lag Screws, Screw Eye Bolts

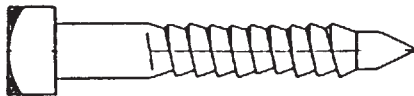
Stainless Steel




GIMLET POINT



FETTER DRIVE, REG. POINT



FETTER DRIVE, PILOT POINT

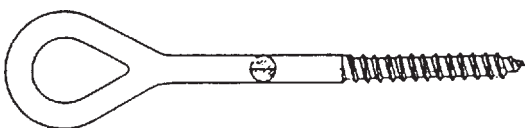


TWIST DRIVE, PILOT POINT

GIMLET POINT	CATALOG NO.			SIZE (INCH)	MIN. THREAD LENGTH (INCH)	APPROX. SHIP WT. (LBS/100)
	FETTER DRIVE REG. POINT	FETTER DRIVE PILOT POINT	TWIST DRIVE PILOT POINT			
LS-415G				1/4 X 1-1/2	1-1/4	2.4
LS-420G	LS-420			1/4 X 2	1-1/2	2.7
LS-425G	LS-425			1/4 X 2-1/2	1-3/4	3.3
LS-430G				1/4 X 3	2	3.7
LS-525G				5/16 X 2-1/2	1-3/4	5.3
	LS-625			3/8 X 2-1/2	1-3/4	8.8
LS-630G	LS-630	LS-630P		3/8 X 3	2	9.9
	KS-640	KS-640P		3/8 X 4	2-1/2	13
	LS-830	LS-830P	LS-830TP	1/2 X 3	2	19
	LS-835	LS-835P		1/2 X 3-1/2	2-1/4	20
LS-840G	LS-840	LS-840P	LS-840TP	1/2 X 4	2-1/2	23
	LS-845	LS-845P		1/2 X 4-1/2	2-3/4	26
	LS-850	LS-850P	LS-850TP	1/2 X 5	3	27
	LS-1050			5/8 X 5	3	44

# Screw Bolts

Stainless Steel



CATALOG NO.	DIAMETER (INCH)	APPROX. SHIP WT. (LBS/100)
SEB-860	1/2	53